


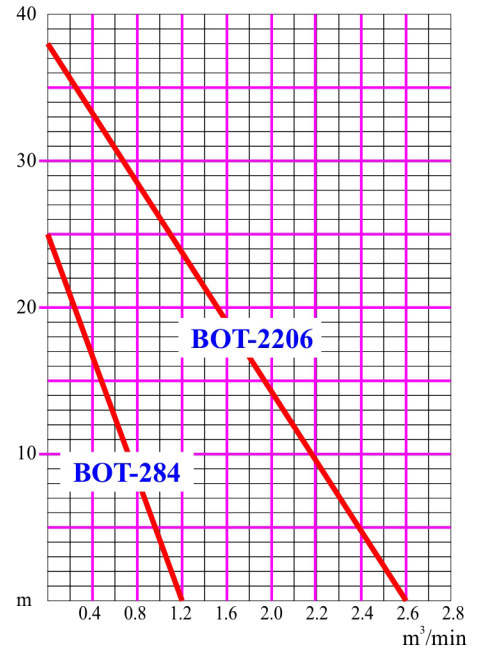


# Submersible Pump



Impeller

Performance Curve



**BOT-284T**




**BOT-2206**

## Character

1. Dry-type under water pump with over-heat, overload self-healing equipment.
2. PVC filled cable wire, with perfect humidity-resist.
3. Pump body and pump casing are made made by stainless steel. Water cooling system, heat dissipate efficiently.
4. Stainless steel shaft with dynamic balance calibrated. Double mechanical sealer SIC/SIC and double oil seal. Very good sand-approve.
5. Impeller made by high chrome alloy steel, Impeller also balance checked.
6. Guiding base and depressors plate made by friction proof cast iron and special depressor designed.

## Usage

Construction site, subway, tunnel, factory, bridge, harbor, river construction, mud, waste water removal, pound, pool, water treatment field.



Built in motor protector



Stock Code :  
 880219006 - BOT284(4")  
 880219007 - BOT2206(6") Hi-Pressure

Model	Power	Caliber	Phase	Voltage	Max. Performance		Weight	Diameter	Height	Cable
	(HP)	(inch)	(PH)	(V)	(m)	(m³/min)	(kg)	(mm)	(mm)	mm² x m
BOT-284T	7.5	4"	Three	415	25	1.2	76	320	725	5.5 x 10
BOT-2206	20	6"	Three	415	38	2.6	135	380	1000	8.0 x 10

\*\*\*Product's specification may subject to change without further notice.  
 \*\*\*Actual product may slightly differ from pictures shown.